

**Darganfod  
Dadlau  
Dewis**

—  
**Discover  
Debate  
Decide**

## **Primary: Local Elections Pack**



## **What is the National Assembly for Wales?**

**The National Assembly for Wales is made up of 60 Assembly Members from across Wales. They are elected by the people of Wales to represent them and their communities, make laws for Wales and to ensure the Welsh Government is doing its job properly.**

## **Primary: Local Elections Pack**

### **Why not hold an election in your class?**

#### **The Voting System**

First Past the Post.

#### **Who Am I Voting For?**

A councillor to represent your ward on the local council.

#### **How To Vote**

Always read the instructions for filling in the ballot paper carefully, even if you have voted before.

The ballot paper lists the name of each candidate along with their party name, party logo and their address.

Simply put an X (a cross) next to the one candidate that you wish to vote for. If you make a mistake then you can ask the polling staff to give you another ballot paper.

You may also be voting in other elections on the same day.

#### **Who Is Elected?**

The candidate with the most votes is elected; they do not need to get more than half of the votes cast. If there is a tie then a candidate is selected by the drawing of lots (i.e. a method of selection by chance such as tossing a coin or picking a name out of a hat).

#### **Click:-**

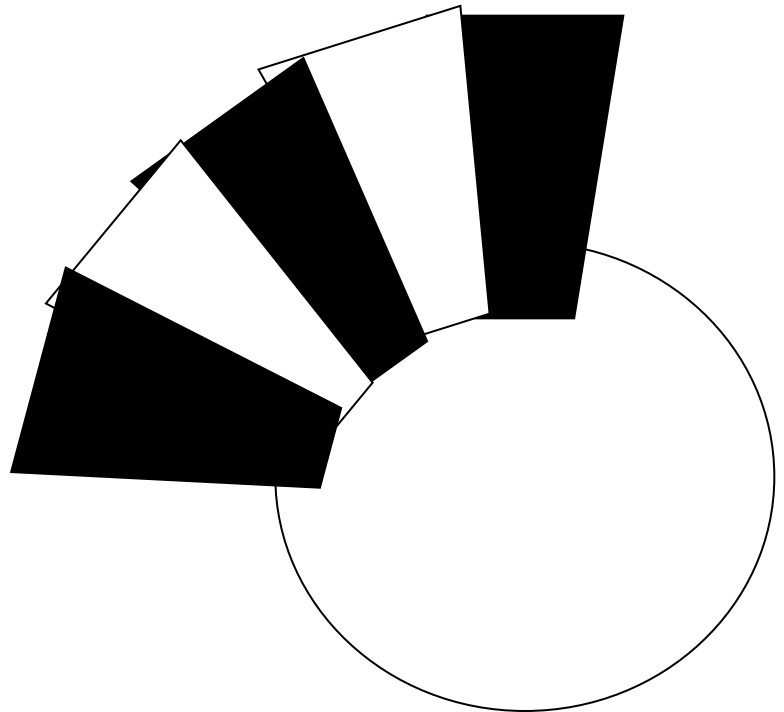
- to find out how to make a **rosette** in support of your party
- for a **manifesto** template for your party
- for **ballot papers** for your election

## Show your support for your party by making a rosette.

Wearing a rosette in your party colour is a great way to show your support for your party and its candidate. All party members should have one!




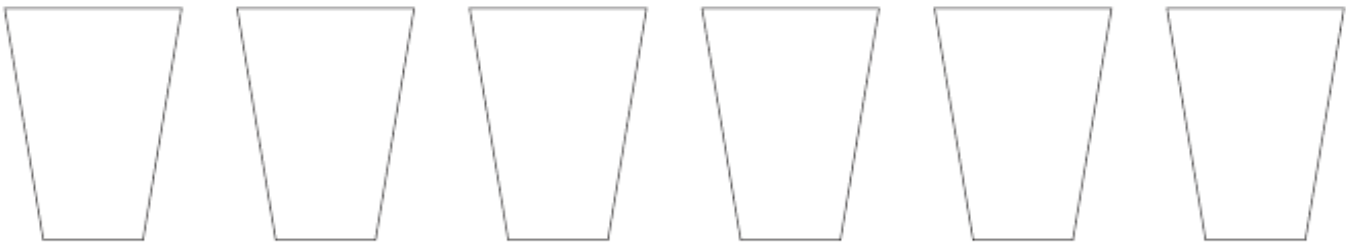
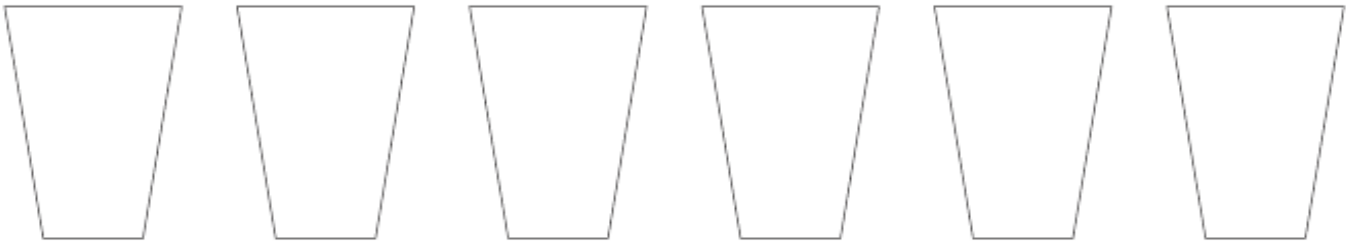
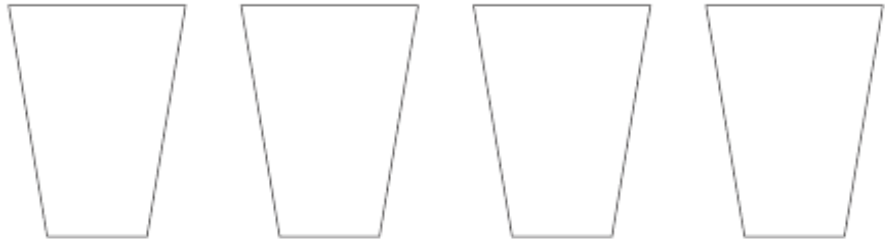
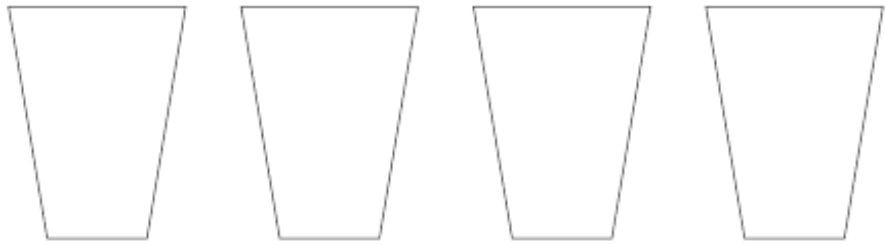

### To make your rosette you will need:

- Rosette template
- Coloured paper
- Colouring pens
- Scissors
- Glue
- Safety pin or Velcro



1. Copy the template on to coloured paper or colour the shapes using colouring pens or paint.
2. Cut out the smallest circle and put your party logo and name of your candidate there
3. Cut out all the other shapes and glue the small end of the small shapes to the big circle.
4. Glue the two long shapes (or you can use ribbon) to the back of the large circle.
5. Glue the small circle to the centre of the large circle.
6. Attach the safety pin or Velcro to the back

# Rosette Template



# Creating a Manifesto

A manifesto is a list of ideas you would like to see your local council achieve.

**If elected our Party promises:**

**To improve our community we will:**

---

---

**To improve our environment we will:**

---

---

**To improve our diet we will:**

---

---

**To improve our school resources we will:**

---

---

**ETHOLIADAU LLYWODRAETH LEOL**

**LOCAL COUNCIL ELECTIONS**

**PAPUR BALOT**





**BALOT PAPER**

**Vote for one candidate only**

**Pleidleisiwch dros un ymgeisydd yn unig**

**Mark an X in one box.**

**Marciwch X mewn un blwch**

<b>1</b>	<b>Y Blaid Goch The Red Party</b>		
<b>2</b>	<b>Y Blaid Werdd The Green Party</b>		
<b>3</b>	<b>Y Blaid Las The Blue Party</b>		
<b>4</b>	<b>Y Blaid Felyn The Yellow Party</b>		
<b>5</b>	<b>Y Blaid Binc The Pink Party</b>	